

CLIENT

PROJECT

NOTES

## ED SERIES EMERGENCY LED DRIVER



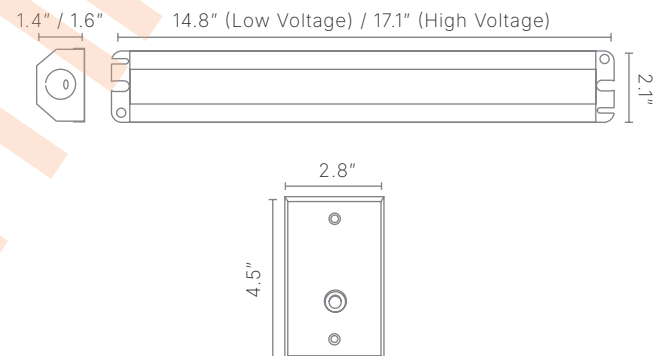
The ED Series features a new and improved design, one whip, single indicator light + test button. With an input range of 100-277V, it automatically detects output voltage.

- Minimum 90min. operating time
- Available in both low and high voltage output
- Optional T-Bar hanger installation
- UL Listed

### TECHNICAL DETAILS

INPUT VOLTAGE	100-277VAC
OUTPUT VOLTAGE	15-54V DC (Auto Detect), 170V DC
MOUNTING	Surface, T-Bar
WEIGHT	3.3lbs
OPERATING TEMPERATURE	32°F to 122°F
BATTERY TYPE	Lithium Rechargeable
RECHARGE TIME	24 Hours (16W), 36 Hours (25W)
MATERIAL	Aluminum Shell
WARRANTY	5 Year
CERTIFICATIONS	UL Field Install

### DIMENSIONS



### ORDERING GUIDE

VA-ED



**VOLTAGE**

[LV-16] Low Voltage Output / 16 Watts

[HV-54] High Voltage Output / 25 Watts

Example: VA-ED-LV-16

# ED SERIES

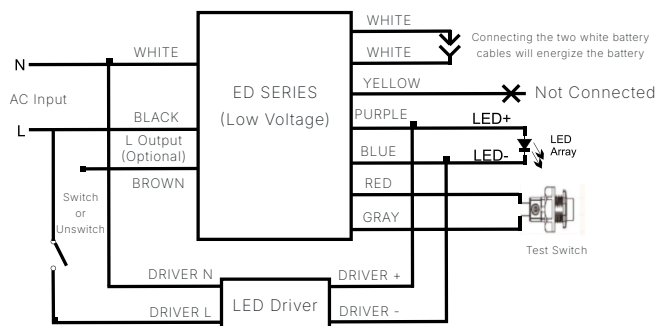
## EMERGENCY LED DRIVER

VALRIYA  
SPEC GRADE COMMERCIAL LED LIGHTING

### WIRING DIAGRAMS

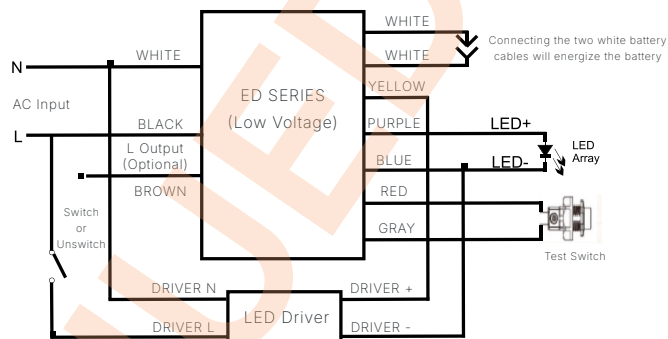
#### LV 15-54 DC OUTPUT

When the driver of the LED luminaire is over 70W



#### LV 15-54 DC OUTPUT

When the driver of the LED luminaire is less than 70W



#### HV 170V DC OUTPUT

