



PRODUCT BROCHURE

2023



VALRIYA

Spec Grade Commercial **LED** Lighting



INDOOR



TTR Series

Lightweight Adjustable Troffer

- 2x2, 2x4 Sizing
- Adjustable CCT + Power



ITR Series

Architectural Troffer

- Direct / Indirect
- 2x2, 2x4 Sizing
- Adjustable CCT + Power

NEW



BTR Series

Architectural Backlit Troffer

- Direct / Indirect
- 1x4, 2x2, 2x4 Sizing
- Adjustable CCT + Power



RTR Series

Adjustable Retrofit Troffer Kit

- 1x4, 2x2, 2x4 Sizing
- Adjustable CCT + Power



TPL Series

Adjustable Edge-lit Panel

- 1x4, 2x2, 2x4 Sizing
- Superior Light Uniformity
- Adjustable CCT + Power



BPL Series

Adjustable Backlit Panel

- 1x4, 2x2, 2x4 Sizing
- Adjustable CCT + Power



HPL Series

Hanging Up / Down Panel

- 4ft, 8ft Lengths
- Continuous Runs
- Adjustable CCT



ALP Series

Architectural Linear Pendant

- Up/Down in 2ft, 4ft, 8ft Lengths
- Adjustable CCT, Power, Distribution
- Joinable Patterns, Custom Finishes



TBL Series

T-Bar Luminaire

- 2ft, 4ft Lengths
- 15/16 & 9/16 T-Bar Width

INDOOR



CDL Series

Architectural Down Light

- 4", 6", 8", 10" Trim Sizes
- Square, Round, Wall Wash
- Adjustable CCT + Power



CDLA Series

Adjustable Commercial Down Light

- 4", 6", 8", 9.5" Trim Sizes
- Adjustable CCT + Power
- Optional Black or Gray Trim



UCB Series

Commercial Undercabinet

- 9", 14", 22", 32", 40" Lengths
- Adjustable CCT + Power
- 0-10V Dimming



WA Series

Low Profile Wraparound

- Architectural Styling
- 2ft, 4ft Lengths
- Optional Sensor + EM



SLT Series

Adjustable Strip Light

- 4ft, 8ft Lengths
- Adjustable CCT + Power
- Optional Sensor + EM



RHBB Series

High Performance Round Highbay

- 100W, 150W, 200W
- Suspension, Surface, Pendant
- IP65 Rated



LHBA Series

Architectural Linear Highbay

- 75W-400W
- Adjustable Beam Angle Optics
- Suspension, Surface, Pendant



LHBB1 Series

Linear Highbay

- 90W-370W
- Suspension Only

IN | OUTDOOR



VT Series

Vapor Tight

- 4ft Length, 40 or 60W
- IP66 Rated, Optional Sensor + EM



CLA Series

Canopy Light

- 27W-60W, 4000K or 5000K
- Dark Bronze or White Finish

NEW



CLB Series

Canopy Light

- Adjustable Power + CCT
- Dark Bronze or White Finish



ALA Series

Area Light

- 40W-300W, Custom Finishes
- 3000K, 4000K, 5000K Type: III, IV, V
- Pole, Yoke, Slipfitter, Wall Mount



ASP & ARP Series

Steel Square Pole

- 10-30ft Height, 4"-5" Diameter
- 7,11 Gauge, Custom Finishes



WPB Series

Architectural Wall Pack

- 15W, 30W, 24W, 42W, 60W, 80W
- 3000K, 4000K
- Optional Sensor + EM



WPA Series

Wall Pack

- 45W, 70W, 90W, 135W
- 3000K, 4000K, 5000K
- Optional Sensor + EM

NEW



WPC Series

Wall Pack

- Adjustable Power + CCT
- Optional Sensor + EM




SFL Series

Sports Flood Light

- 350-850W, 120-277VAC or 480VAC
- Up to 118,000 lumens
- 3H3V-6H6V NEMA Distributions


CONTROLS



LVDS Series

Low Voltage Dimmer Switch

- 120/277VAC, 3-Way
- 0-10V Dimming




Sensors

PIR, Microwave, Photocell

- Dim, Occupancy, Daylight Harvest
- CA Title 24 Compliant


EMERGENCY DRIVERS



EDA-LI Series

Low Voltage Emergency Driver


- 15W, 25W
- 120-277VAC In, 25-50VDC Out



EDA-HY Series

High Voltage Emergency Driver


- 15W, 25W
- 0-10V Compatible
- 120-277VAC In, 170VDC Out



EDB Series

Split Low Voltage Emergency Driver

- 15W, 25W
- 120-277VAC In, 25-50VDC Out




EDUB Series

High Voltage Emergency Driver

- 25W, 40W
- 0-10V Compatible
- 120-277VAC In, 170VDC Out

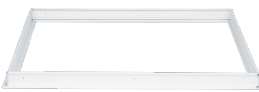
ACCESSORIES



SMK Series

Surface Mount Kit


- 2x2, 1x4, 2x4 Sizing



DWK Series

Drywall Flange Kit


- 2x2, 1x4, 2x4 Sizing



CB Series

Construction Bracket


- Universal Sizing (4", 6", 8")
- Round + Square Versions



CPA Series

Stud / Joist Construction Bracket

- 4", 6", 8" Cutouts



CPB Series

T-Grid Construction Bracket

- 4", 6", 8", 10" Cutouts



ABOUT US

Spec Grade Commercial Lighting

Valriya provides specification grade commercial, industrial, and architectural LED fixtures. We stock significant quantities of our core products, ship material quicker than anyone in the industry, and sell at competitive price points. We pride ourselves in our ability to do customization and modifications in-house and are willing and able to provide solutions that others will shy away from – much more than a box-in box-out brand.

Products Now Available Across All North America (USA, CAN, MEX)

VALRIYA

VALRIYA.COM

+1 833 VALRIYA (825-7492)

San Diego, CA

